


DEN

Differential Exclusion Navigator

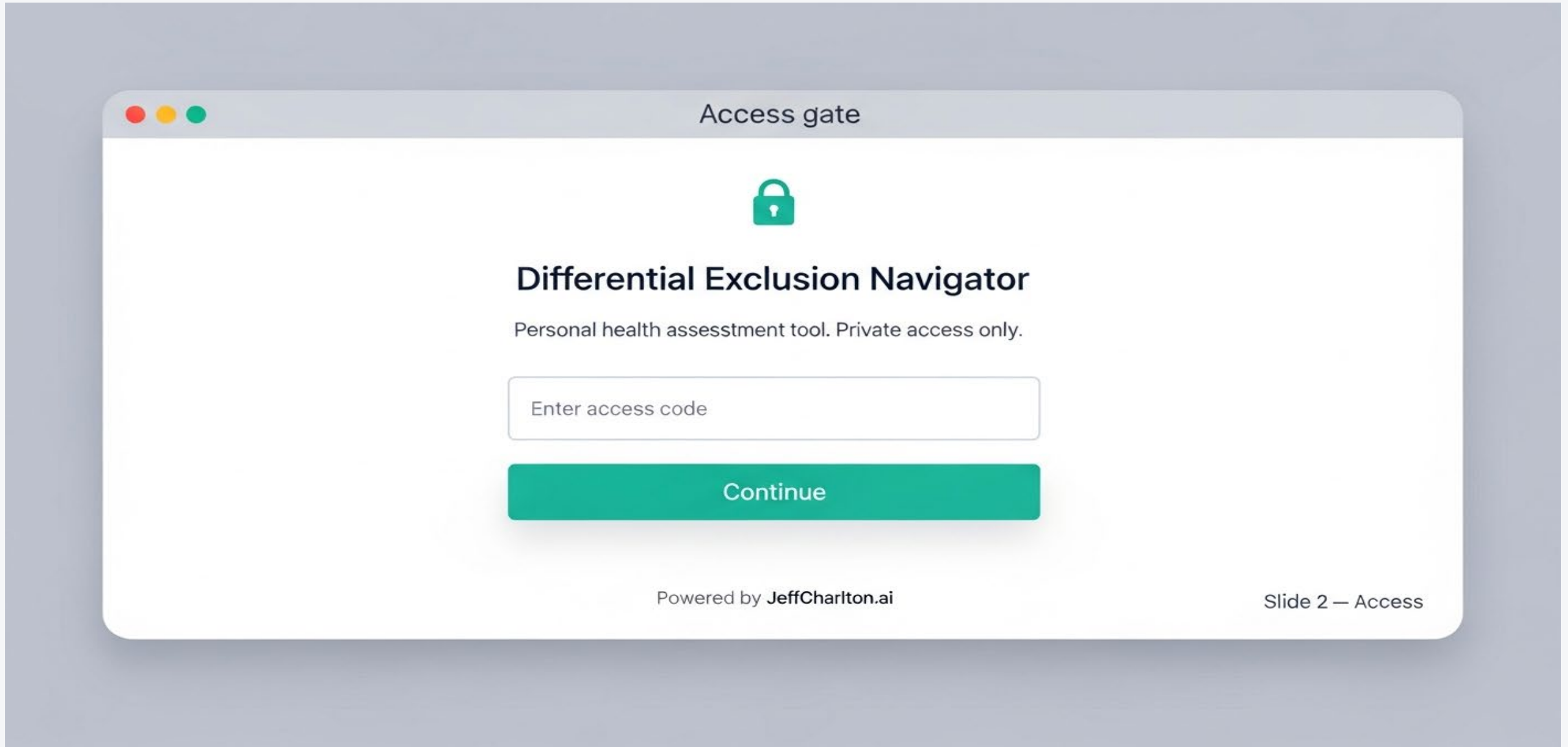
Personal exposure & symptom assessment app

 12 screens ~ <15 minutes

FREE



Slide 1 – Cover



Welcome

A personal health assessment tool to assess symptoms with exposure.

* I Boundary statement it that: I'm being give symptoms exposure,
That these bes that it not medical advice.

I have read and understood and boundairy statement

Start assessment

Slide 3 — Consent

Slide 5 12 - Management entry form (Tier 1, screen 1 of 12)

Step 1 of 12 — Your details



Tell us about the property

Reference

Name

Postcode



Phone

Back

Next

Slide 5 — Tier 1.1 Entry form

Step 3 of 12 — Symptom pattern

3 of 12 steps of 12

Are your symptoms linked to this property?

Yes — symptoms worse here, better away

No clear pattern

Not sure

 A clear away-from-property improvement is a strong indicator.

Back

Next

Slide 6 — Tier 1.3 Place-linked pattern

Slide 7

Step 4 of 12 — Building history



4 of 12

Has there been water damage in this building?

Leaks or burst pipes

Flooding events

Flooding events ● Select all that apply.

Persistent condensation

No known history

Back

Next

Slide 7 — Tier 1.4 Moisture history

Step 6 of 12 – Visible screens 5-6

6

What can you see, smell, or feel?



Visible mold patches



Musty smell



Dust accumulation



Damp walls or surfaces

8 Back | Next

Slide 8 – Tier 1.5–6 Indicators

Step 7 of 12 — Other screen 7 of 12

Are any of these also present?

- Bacteria or endotoxins
- Bacteria or endotoxins
- VOCs or solvents
- CO₂ build-up / poor ventilation
- Formaldehyde sources
- Combustion by-products
- Dust reservoirs in soft furnishings

Multiple exposure sources may interact.

[Back](#) [Next](#)

Slide 9 – Tier 1.7 Alternative exposures

9 Step 9 of 12 — Vulnerable occupants 8-9

Anyone in the home with extra vulnerability?

- | | |
|---|---|
| <input checked="" type="checkbox"/> Child under 5 | <input checked="" type="checkbox"/> Pregnant |
| <input type="checkbox"/> Pregnant | <input type="checkbox"/> Asthma |
| <input type="checkbox"/> Asthma (ticked) | <input type="checkbox"/> Cannot self-(ticked) |
| <input type="checkbox"/> Immunocompromised | <input type="checkbox"/> Repeated hospital attendance |
| <input type="checkbox"/> Elderly | <input type="checkbox"/> Bed-housebound |
| <input type="checkbox"/> Cannot self-protect | <input type="checkbox"/> Neurological condition |
| <input type="checkbox"/> Oxygen sats concern | <input type="checkbox"/> Documented deterioration |
| <input type="checkbox"/> Documented deterioration | <input type="checkbox"/> Clinician concern |


Back

Next

Slide 10 – Tier 1.8-9 Vulnerability & interventions

Slide 11 12

Step 11 of 12 — History & labels



How long have symptoms been present?

- Less than 6 months
- 6–24 months
- More tor 2 years

- Trajectory
- Stable
 - Improving
 - Gradual depoviaraiion

Previous medical labels

- Sick Building Syndrome
- CIRS
- Asthma
- MCS
- MCS
- Chronic fatigue
- None

> Back **Next**

Slide 11 – Tier 1.10–11 Duration & diagnoses

DEN Result

RED — UNRESOLVED

Pattern Strength: **STRONG** Confidence: **MODERATE**

Vulnerability: Present

Environmental exposure remains materially unexcluded.

DEN screening complete

Limitation – DEN is an introductory screening tool

Next stage – DEN + EHRI Plus framework recommended



Copy

Copy Clinician Summary

Rules and Interpretation 

Slide 12 – Result + EHRI route

TRACE Risk-Form Summary

Categorisation of identified risk forms to support a TRACE handoff. Sampling split between hazard assessment (PCDNA primary) and risk assessment (TSC + tape lift).

IMPORTANT — PLEASE READ FIRST

- All sampling and analysis has both benefits and limitations — — no single definitive
- Risks and hazards never calculated on one factor alone
- Overall risks must be considered together personal health vulnerabilities and building history

Microbial / fungal

- visible mould
- Frequent musty odour

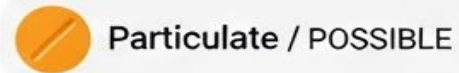


Hazard assessment (PCR-DNA primary)

Moisture / water-driven

- Signal must be reservoir reserriclak

Risk assessment (TSC + tape lift)



DEN — Summary

Differential Exclusion Navigator - FREE personal exposure assessment

- 1 FREE 12-screen screener — no signup, ephemeral, private.
- 2 Outputs AMBER or RED band plus Pattern Strength (LIMITED / MODERATE / STRONG).
- 3 Identifies what remains materially unexcluded — never confirms or excludes causation.
- 4 New TRACE Risk-Form Summary turns the result into targeted hazard and risk sampling guidance

